


EXTERIOR



SERVICE

EXTERIOR
AFTERSALES



EXTERIOR AFTERSALES

The aftersales /service facade employs the same identifying codes as the SBH multibrand service facade.

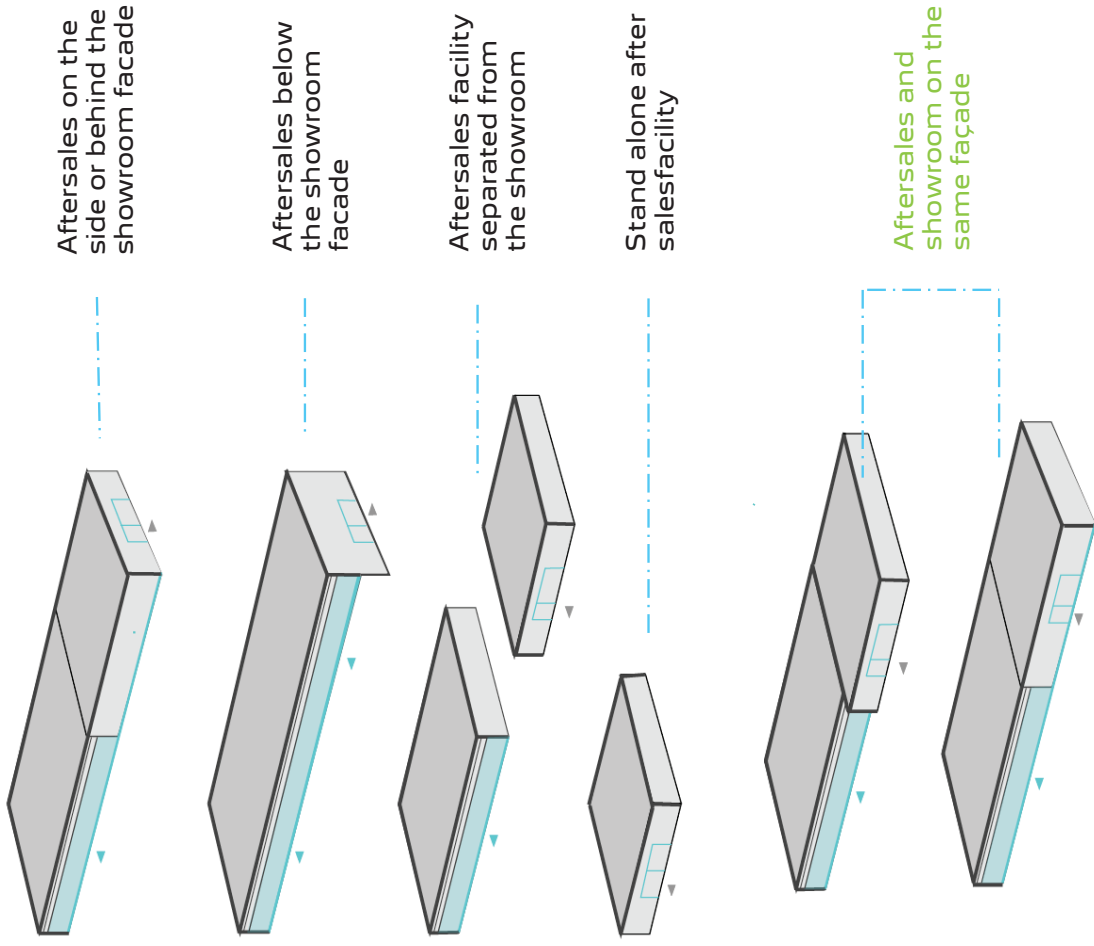
It reinforces a consistent service quality throughout the client experience.

PLEASE REFER TO SBH MULTIBRAND GUIDELINES

STELLANTIS



Possible configurations of after salesfacility



FACADE FINISHES

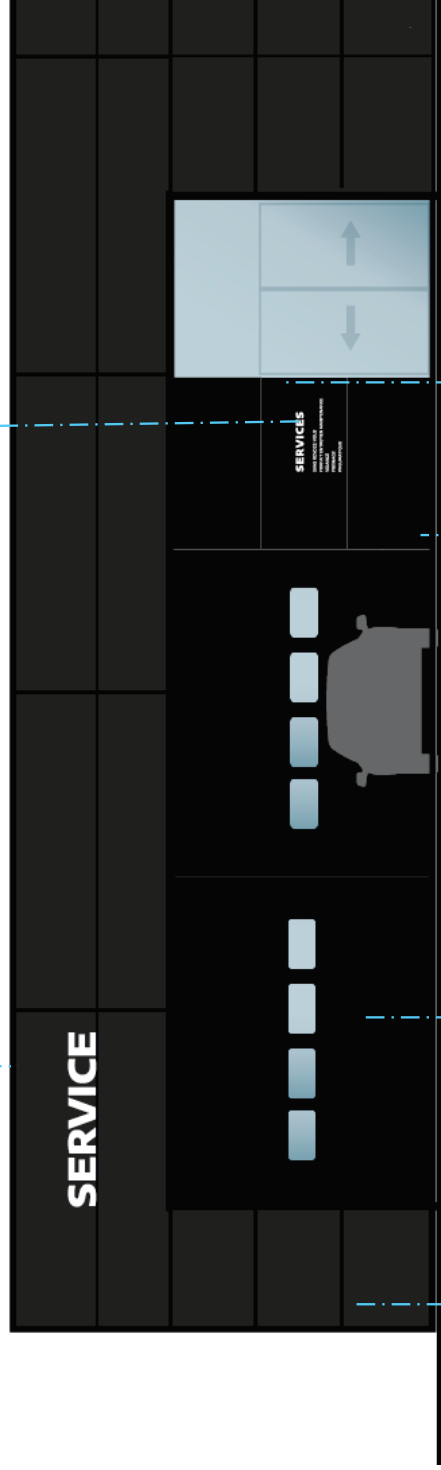
For further details, please refer to SBH Multibrand guidelines.

Service lettering

Lit box letters
Front finish : white diffused PMMA
Black edge RAL 7021

Service signage

White adhesive lettering



Dark grey cladding :
Ral 7021
Finish : Fine texture
gloss (5-10%)

Sectional Black door
RAL: 9011

Black cladding
RAL: 9011
Finish : Fine texture

Black frames / Arch highlights
RAL: 9011
Finish : Fine texture

Facade construction

1.Create a dark box:
Dark grey cladding
ref. RAL 7021


2.Place the horizontal frame to create the arch
Black paint ref. RAL 9011

3.Insert glass wall or full black wall
Glass or Black paint ref. RAL 9011

AFTERSALES ON THE SIDE OR BEHIND OR BELOW THE SHOWROOM FACADE

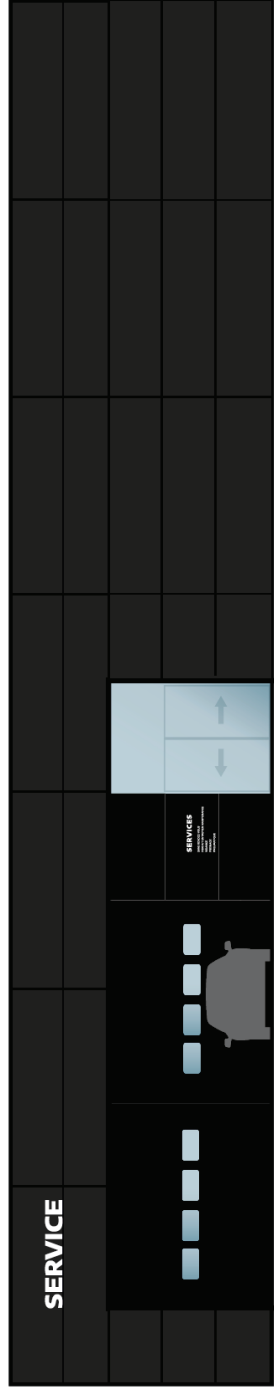
When the aftersales is located on the side or behind the showroom facade, use the full SBH design.

Refer to the SBH guidelines for more details.



PLEASE REFER TO SBH MULTIBRAND GUIDELINES

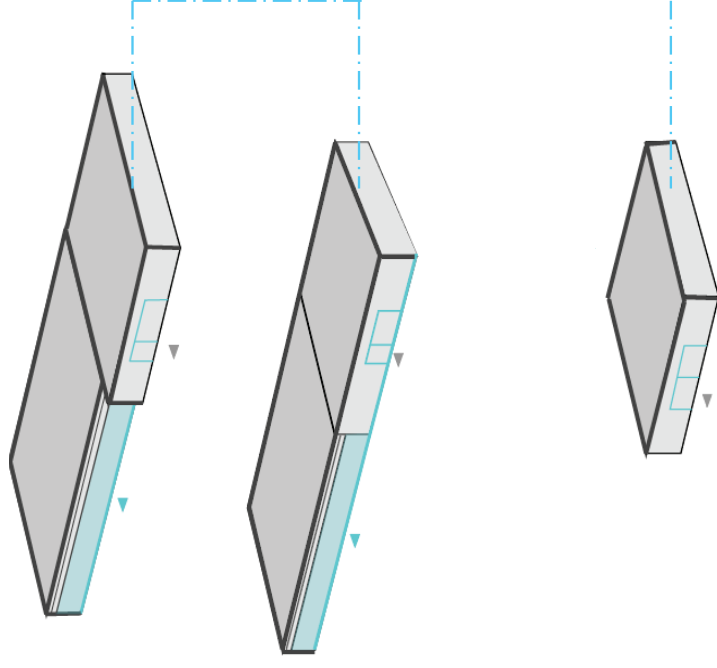
STELLANTIS



SPECIFIC CONFIGURATION OF AFTERSALES FACILITY

There are 2 specific situations which induce a specific treatment:

- Aftersales and showroom on the same facade
- Standalone Service Point



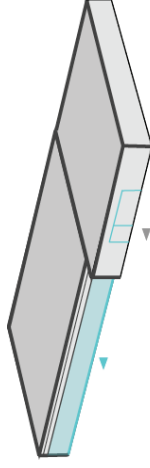


Aftersales and showroom on the same facade

Stand alone aftersales facility



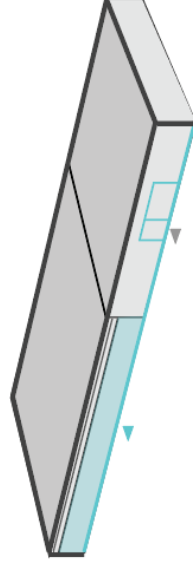
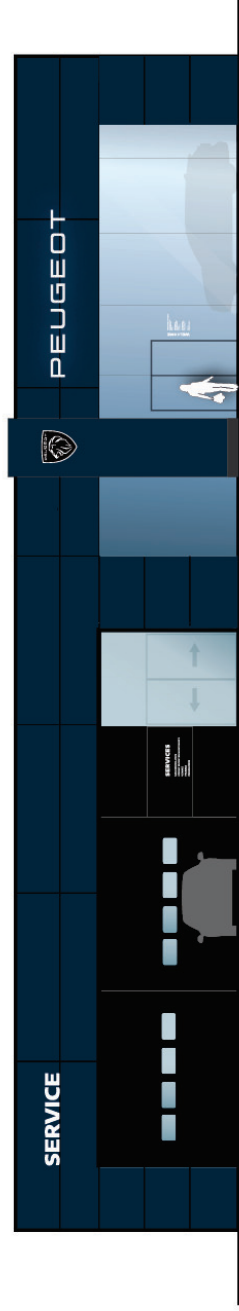
AFTERSALES AND SHOWROOM ON THE SAME FACADE BUT NOT ALIGNED

When the aftersales /service facade is on the same side as the showroom facade, the whole cladding turns into Peugeot Corporate blue.



AFTERSALES AND SHOWROOM ON THE SAME FACADE

When the aftersales /service facade is aligned with the Peugeot showroom facade, the whole cladding turns into Peugeot corporate blue

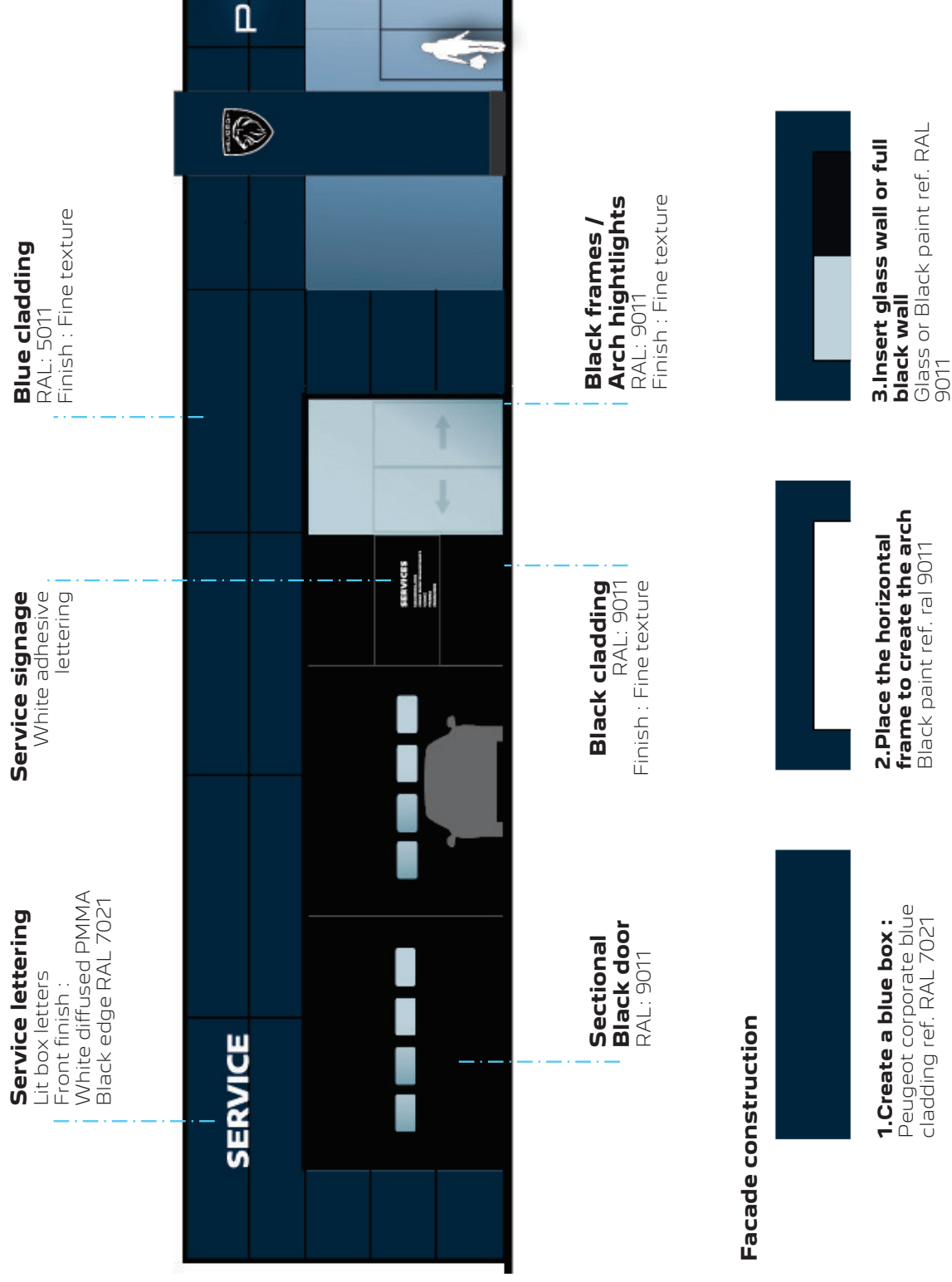


PEUGEOT MONOBRAND SHOWROOM WITH A MONOBRAND AFTERSALES FACADE

FACADE FINISHES

General cladding :
Peugeot blue corporate RAL
5011

Refer to multibrand
guidelines for the rest of the
design.



PEUGEOT MONOBRAND SHOWROOM WITH A MULTIBRAND AFTERSALES FACADE

If a Peugeot monobrand site has an authorized repairer contract with another Stellantis brand, then use the SBH rules as described in SBH multibrand guidelines.

If the site is multibrand with a non-Stellantis brand, keep in mind that non-Stellantis brand logos must never be implemented on the black panel.

PLEASE
REFER
TO SBH
MULTIBRAND
GUIDELINES


STELLANTIS

CONSTRUCTION RULES FOR A MULTIBRAND AUTHORISED SERVICE FACADE.

The facade is composed of 5 different mandatory elements:

- 1 MULTIBRAND SIGN**
Black cladding RAL 9011
- 2 ENTRANCE ARCH**
Black frame RAL 9011
- 3 SERVICE SIGNAGE**
Lit box lettering
- 4 WELCOME MESSAGE & HOURS**
White adhesive lettering
- 5 SERVICES LIST**
White adhesive lettering

RETAILER NAME
Valid for Workshop
stand alone only



PEUGEOT STAND ALONE AFTERSALES

A Peugeot stand alone aftersales outlet will adopt a Peugeot monobrand design (extended blue cladding on facade) only if the brand serviced is Peugeot.

If the outlet has an authorized repairer contract with another Stellantis brand, then use the SBH rules as described in SBH guidelines

If the outlet is multibrand with a non –Stellantis brand, keep in mind that no-Stellantis brand logos must never be implemented on the black panel.

Peugeot signage with shield + Peugeot lettering

